

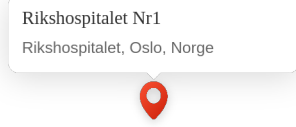
Rikshospitalet Nr1

MONTHLY AIR-QUALITY REPORT

Time From: 01/02/2026, 00:00
Time To: 01/03/2026, 00:00

Device Name: Rikshospitalet Nr1
Device Location: Rikshospitalet, Oslo, Norge

Parameters: PM_{2.5} , PM₁₀ , Wind Speed , Wind Direction , R. Humidity , PM₁ , PM₁₀₀ , Pressure , Temperature



Average AQI:

Daily Overview: AQI Parameters

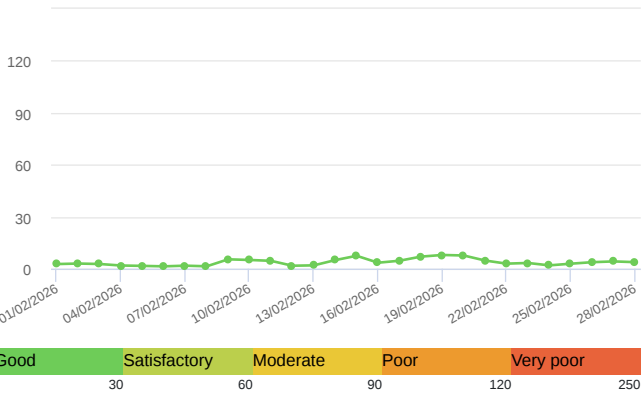
| | PM _{2.5} µg/m ³ | PM ₁₀ µg/m ³ |
|---------|--|---------------------------------------|
| Average | 3.76 | 7.76 |
| Maximum | 7.93 | 15.85 |
| Date | 19/02/2026 | 19/02/2026 |
| Minimum | 1.36 | 2.47 |
| Date | 06/02/2026 | 08/02/2026 |

Daily Overview: Other Parameters

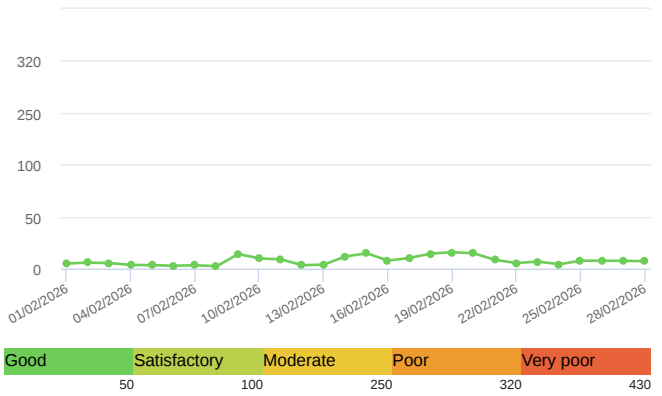
| | Wind Speed m/s | Wind Direction degree | R. Humidity % | PM ₁ µg/m ³ | PM ₁₀₀ µg/m ³ | Pressure HPa | Temperature °C |
|----------------|-------------------|--------------------------|------------------|--------------------------------------|--|-----------------|-------------------|
| Average | 0.59 | 4.81 | 67.47 | 2.74 | 9.62 | 999.36 | -0.64 |
| Maximum | 2.59 | 178.27 | 82.63 | 6.42 | 19.2 | 1013.28 | 6.48 |
| Date | 20/02/2026 | 20/02/2026 | 26/02/2026 | 19/02/2026 | 19/02/2026 | 03/02/2026 | 27/02/2026 |
| Minimum | 0.39 | 71.49 | 58.64 | 0.8 | 2.67 | 982.9 | -5.15 |
| Date | 17/02/2026 | 17/02/2026 | 13/02/2026 | 06/02/2026 | 08/02/2026 | 11/02/2026 | 14/02/2026 |

Weekly Average

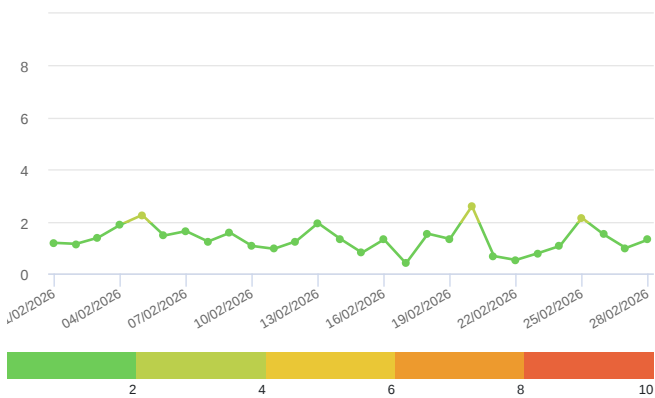
PM_{2.5} (µg/m³)



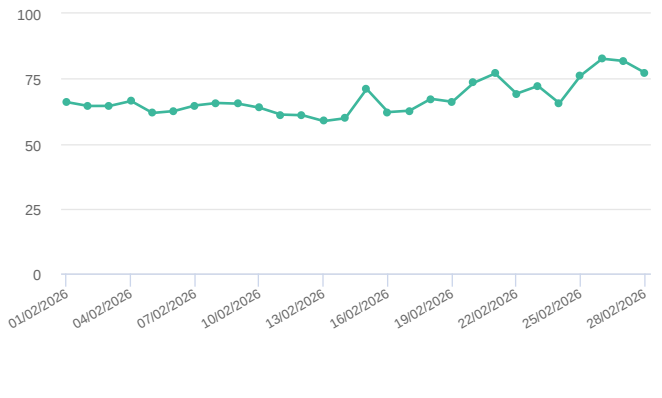
PM₁₀ (µg/m³)



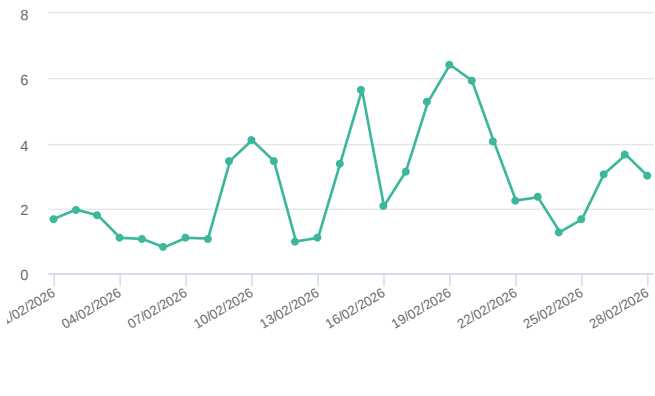
Wind Speed (m/s)



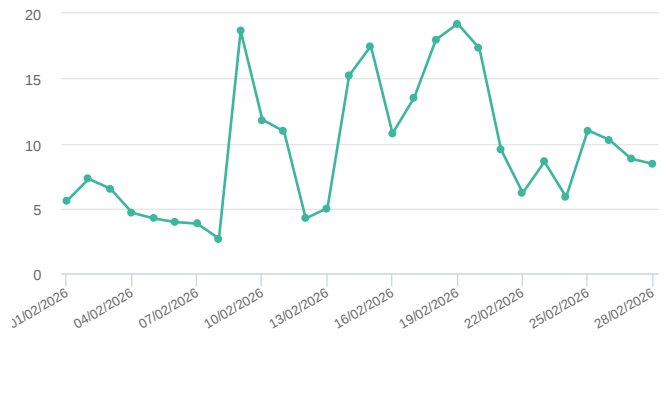
R. Humidity (%)



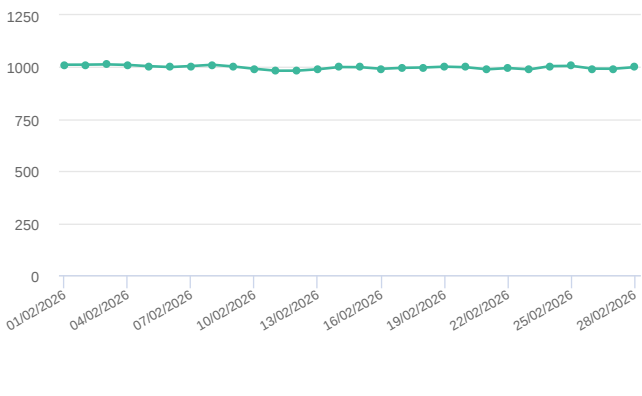
PM₁ (µg/m³)



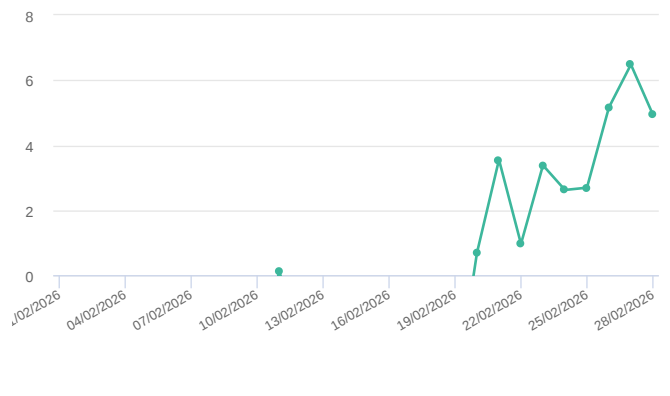
PM₁₀₀ (µg/m³)



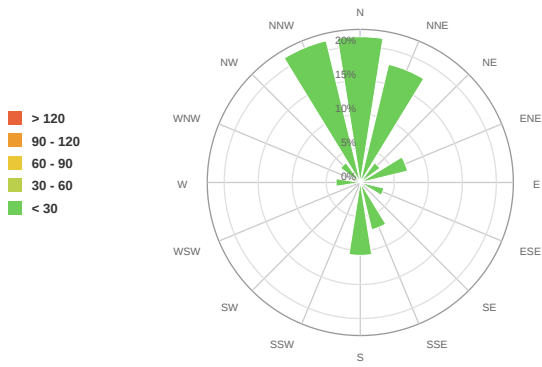
Pressure (hPa)



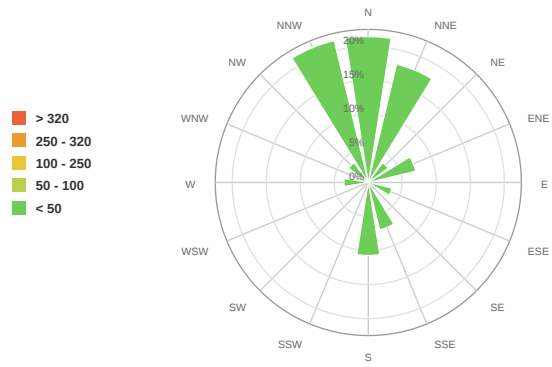
Temperature (°C)



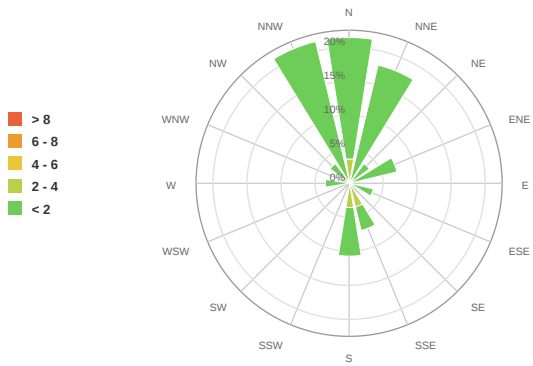
PM_{2.5} (µg/m³)



PM₁₀ (µg/m³)



Wind Speed (m/s)



Alerts

No alerts for the selected date and time range

AQI Parameters

Weekly Average

| To Date | PM _{2.5} µg/m ³ | PM ₁₀ µg/m ³ |
|-------------------|--|---------------------------------------|
| 01/02/2026, 23:59 | 2.67 | 4.98 |
| 02/02/2026, 23:59 | 2.98 | 5.92 |
| 03/02/2026, 23:59 | 2.7 | 5.35 |
| 04/02/2026, 23:59 | 1.83 | 3.68 |
| 05/02/2026, 23:59 | 1.62 | 3.35 |
| 06/02/2026, 23:59 | 1.36 | 2.86 |
| 07/02/2026, 23:59 | 1.73 | 3.3 |
| 08/02/2026, 23:59 | 1.37 | 2.47 |
| 09/02/2026, 23:59 | 5.4 | 14.04 |
| 10/02/2026, 23:59 | 5.03 | 9.92 |
| 11/02/2026, 23:59 | 4.54 | 8.97 |
| 12/02/2026, 23:59 | 1.7 | 3.36 |
| 13/02/2026, 23:59 | 1.91 | 3.97 |
| 14/02/2026, 23:59 | 4.96 | 11.74 |
| 15/02/2026, 23:59 | 7.45 | 14.82 |
| 16/02/2026, 23:59 | 3.44 | 7.85 |
| 17/02/2026, 23:59 | 4.59 | 10.37 |
| 18/02/2026, 23:59 | 6.97 | 14.56 |
| 19/02/2026, 23:59 | 7.93 | 15.85 |
| 20/02/2026, 23:59 | 7.63 | 14.81 |
| 21/02/2026, 23:59 | 4.72 | 8.45 |
| 22/02/2026, 23:59 | 2.92 | 5.43 |
| 23/02/2026, 23:59 | 3.3 | 6.79 |
| 24/02/2026, 23:59 | 1.92 | 4.32 |
| 25/02/2026, 23:59 | 2.87 | 7.7 |
| 26/02/2026, 23:59 | 3.76 | 7.66 |
| 27/02/2026, 23:59 | 4.19 | 7.56 |
| 28/02/2026, 23:59 | 3.79 | 7.18 |

Other Parameters

Weekly Average

| To Date | Wind Speed m/s | Wind Direction degree | R. Humidity % | PM ₁ µg/m ³ | PM ₁₀₀ µg/m ³ | Pressure HPa | Temperature °C |
|-------------------|-------------------|--------------------------|------------------|--------------------------------------|--|-----------------|-------------------|
| 01/02/2026, 23:59 | 1.18 | 61.49 | 65.93 | 1.68 | 5.58 | 1011.77 | -1.83 |
| 02/02/2026, 23:59 | 1.14 | 33.49 | 64.45 | 1.96 | 7.26 | 1012.04 | -2.43 |
| 03/02/2026, 23:59 | 1.38 | 18.48 | 64.48 | 1.78 | 6.51 | 1013.28 | -2.29 |
| 04/02/2026, 23:59 | 1.87 | 11.81 | 66.36 | 1.09 | 4.66 | 1010.71 | -3.23 |
| 05/02/2026, 23:59 | 2.25 | 350.37 | 61.76 | 1.06 | 4.22 | 1004.68 | -4.4 |
| 06/02/2026, 23:59 | 1.46 | 2.31 | 62.49 | 0.8 | 3.94 | 1000.54 | -4.46 |
| 07/02/2026, 23:59 | 1.63 | 1.48 | 64.66 | 1.09 | 3.82 | 1005.43 | -1.18 |
| 08/02/2026, 23:59 | 1.23 | 352.25 | 65.6 | 1.07 | 2.67 | 1011.5 | -3.26 |
| 09/02/2026, 23:59 | 1.57 | 338.27 | 65.34 | 3.46 | 18.66 | 1003.06 | -1.41 |
| 10/02/2026, 23:59 | 1.06 | 336.95 | 63.78 | 4.1 | 11.82 | 992.01 | -4.21 |
| 11/02/2026, 23:59 | 0.95 | 22.01 | 61.14 | 3.45 | 10.92 | 982.9 | 0.14 |
| 12/02/2026, 23:59 | 1.24 | 13.78 | 60.89 | 0.98 | 4.22 | 983.16 | -2.28 |
| 13/02/2026, 23:59 | 1.94 | 341.95 | 58.64 | 1.09 | 5.02 | 990.02 | -2.13 |
| 14/02/2026, 23:59 | 1.34 | 334.45 | 59.73 | 3.36 | 15.22 | 1000.59 | -5.15 |
| 15/02/2026, 23:59 | 0.8 | 157.21 | 70.99 | 5.64 | 17.49 | 999.87 | -3.06 |
| 16/02/2026, 23:59 | 1.31 | 114.12 | 62.09 | 2.07 | 10.76 | 992.11 | -0.48 |
| 17/02/2026, 23:59 | 0.39 | 71.49 | 62.63 | 3.14 | 13.53 | 996.75 | -0.51 |
| 18/02/2026, 23:59 | 1.53 | 331.92 | 67.2 | 5.27 | 17.98 | 998.39 | -2.34 |
| 19/02/2026, 23:59 | 1.33 | 325.94 | 66.06 | 6.42 | 19.2 | 1002.35 | -3.78 |
| 20/02/2026, 23:59 | 2.59 | 178.27 | 73.36 | 5.93 | 17.31 | 999.67 | 0.69 |
| 21/02/2026, 23:59 | 0.67 | 265.45 | 76.96 | 4.05 | 9.51 | 989.66 | 3.55 |
| 22/02/2026, 23:59 | 0.52 | 41.1 | 69.18 | 2.24 | 6.19 | 995.6 | 0.96 |
| 23/02/2026, 23:59 | 0.78 | 343.63 | 72.15 | 2.34 | 8.58 | 989.33 | 3.38 |
| 24/02/2026, 23:59 | 1.06 | 8.34 | 65.51 | 1.27 | 5.87 | 1005.06 | 2.62 |
| 25/02/2026, 23:59 | 2.14 | 158.96 | 76.21 | 1.66 | 11.01 | 1006.16 | 2.69 |
| 26/02/2026, 23:59 | 1.5 | 171.18 | 82.63 | 3.05 | 10.26 | 992.75 | 5.16 |
| 27/02/2026, 23:59 | 0.98 | 190.77 | 81.77 | 3.65 | 8.81 | 992.4 | 6.48 |
| 28/02/2026, 23:59 | 1.3 | 358.01 | 77.21 | 2.99 | 8.42 | 1000.22 | 4.94 |

Oizom will not be responsible for Environmental Data accuracy once Validated